



Product Index

Click on the item of interest for each product header to get to direct link to website page and see prices



Factory & Office address:

16 Bounty Place, Kelvin Grove, Palmerston North 4414

Postal: PO Box 9058, Terrace end, Palmerston North 4441

Website: www.redpath.co.nz Email: redpath@redpath.co.nz

Phone: 0508-733-728

Table of Contents

Greenhouse films1	Duralock2 ® Alloy & UPVC 9	Home Glass/-
Duratough ® 200-215mu 1	Lockstrip Alloy & UPVC 9	Polycarbonate Accessories 19
Durashade ™ 200-215mu 1	Lok-Clip - Alloy & UPVC 10	Home Tunnelhouses 19
Polyweave ™ 300mu 1	One piece "A leg" 10	Home Shadehouses 20
Ultraflex 200mu 2	F-Link alloy insert 10	Home Polyshadehouse 20
UltraShade 200mu 2	V lock 10	Domestic accessories 20
Ultraflex 150mu 2	Wire omega cable clip 10	Domestic accessories 21
Duracloche 110mu 2	Roof battens 11	Semi Commercial buildings 22
Tapes & Sealants3	Ventilation 11	Lifestylers greenhouses 22
Batten tape 3	Roof Ventilation 11	Quick build Tunnelhouses 22
All weather repair tape 3	Auto sidewall ventilation 11	Quick build Calf shelters 22
Patchbond repair tape 3	Manual sidewall ventilation 11	Commercial buildings 23
Polyguard hotspot tape 3	Environmental control 12	Vented roof designs 23
Gutter solvent cleaner 4	Twinskin equipment 12	Arch roof designs 23
Gutter silicone sealant 4	Cool / Stirrer fans..... 12	Quick build shadehouse 23
Polybelt strap 4	Vortex air stirring fan 12	Arch or Truss Shadehouse 24
Roof retaining rope 4	Extraction greenhouse fans 12	Quarantine Structures 24
Aluminium Foil tape 4	Kerilea cloche system 13	Medicinal Marijuana Hemp 24
Gutter Liner5	Steel & Aluminium profiles 14	Sports shelter 25
Fasteners, Brackets, Doors5	Steel 14	Golf Driving Range Shelter 25
Screws (various) 5	Chain & Heat shrink 14	Cricket Training Facilities 25
Bolts, Nuts & Washers 6	Aluminium Extrusions (various) 14	Industrial..... 25
Omega Clips 6	Pine raised gardens..... 15	Garden centre 25
Brackets (various) 6	Box only gardens 15	Industrial 25
Saddles (various) 6	Complete with cloche 16	Retail 26
Ground screw anchors 6	Staging shelves..... 17	Dairy & Animal housing..... 26
Doors, Tracks & Rollers 7	Home domestic house range 17	Dairyshelters™ 26
Bulkbags 7	Home Glasshouses 17	Animal housing 26
Fabric & Textiles 7	Home Polycarbonate houses 17	Animal Shade Shelters 27
Insulnet ™ frost fabric 7	Home Polycarbonate-Glass houses 18	Aquaculture housing 27
Weedshield ™ Weedmat 7	Home Glass/-	Calf shelters 27
Biomesh ™ insect mesh 8	Polycarbonate Accessories 18	About us 28
Windbreak™ 8		Contacts and Information 29
Shadecloth™ 8		Notes 30
Clipping fastening systems9		

Greenhouse films

Duratough® 200-215mu

[\(VIEW WEBPAGE\)](#)

Clear Long life commercial greenhouse film
 Heavy duty 215 micron thickness



Code	Colour	Width x Length
DURTM2	Natural/Clear	2m x per metre
DURTM3	Natural/Clear	3m x per metre
DURTM4.1	Natural/Clear	4.1m x per metre
DURTM5	Natural/Clear	5m x per metre
DURTM6.3	Natural/Clear	6.3m x per metre
DURTM7.2	Natural/Clear	7.2m x per metre
DURTM8.2	Natural/Clear	8.2m x per metre
DURTM9.2	Natural/Clear	9.2m x per metre
DURTM10.5	Natural/Clear	10.5m x per metre
DURTM12	Natural/Clear	12m x per metre
DURTM13.1	Natural/Clear	13.1m x per metre
DURTM14.5	Natural/Clear	14.5m x per metre

Durashade™ 200-215mu

[\(VIEW WEBPAGE\)](#)

White light shaded greenhouse film
 Heavy duty 215 micron thickness



Code	Colour	Width x Length
DURSHAM9.2	White	9.2m x per metre
DURSHAM13.1	White	13.1m x per metre

Polyweave™ 300mu

[\(VIEW WEBPAGE\)](#)

Reinforced horticultural film
 Heavy duty 300 micron thickness



Code	Colour	Width x Length
POLW2.7	Natural	2.7m x per metre
POLW4	Natural	4m x per metre

Ultraflex 200mu

[\(VIEW WEBPAGE\)](#)

Clear Long life commercial greenhouse film
 Heavy duty 200 micron thickness



Code	Colour	Width x Length
TBLUF2008	Natural/Clear	8m x per metre
TBLUF2009.2	Natural/Clear	9.2m x per metre
TBLUF2010.5	Natural/Clear	10.5m x per metre

UltraShade 200mu

[\(VIEW WEBPAGE\)](#)

White light shaded greenhouse film
 Heavy duty 200 micron thickness



Code	Colour	Width x Length
TBLUF2008	White	8m x per metre
TBLUF2009.2	White	9.2m x per metre
TBLUF2010.5	White	10.5m x per metre

Ultraflex 150mu

[\(VIEW WEBPAGE\)](#)

Clear Long life commercial greenhouse film
 Heavy duty 150 micron thickness



Code	Colour	Width x Length
TBLUF1503.5	Natural/Clear	3.5m x per metre
TBLUF1504.1	Natural/Clear	4.1m x per metre

Duracloche 110mu

[\(VIEW WEBPAGE\)](#)

Cloche Clear film
 110 micron thickness



Code	Colour	Width x Length
CLOCF1.9	Natural/Clear	1.9m x 100m on roll
CLOCF1.9/C	Natural/Clear	1.9m x per metre
CLOCF2.7	Natural/Clear	2.7m x 100m on roll
CLOCF2.7/C	Natural/Clear	2.7m x per metre

Tapes & Sealants

Batten tape

[\(VIEW WEBPAGE\)](#)

Double-sided foam tape retained by isolating battens onto the framework



Code	Colour	Width x Length on roll
BATT25	White	25mm x 25m
BATT48	White	48mm x 25m

All weather repair tape

[\(VIEW WEBPAGE\)](#)

Clear self-adhesive tape for the simple and quick patching of small tears



Code	Colour	Width x Length on roll
ALLW48	Clear	48mm x 25m
ALLW96	Clear	96mm x 25m

Patchbond repair tape

[\(VIEW WEBPAGE\)](#)

Permanent repair system for flexible membranes such as greenhouse films



Code	Colour	Width x Length on roll
PAT50-25	Clear	50mm x 25m
PAT150-25	Clear	150mm x 25mm

Polyguard hotspot tape

[\(VIEW WEBPAGE\)](#)

Self-adhesive white 100% polyester felt tape designed to provide a soft anti-abrasion layer



Code	Colour	Width x Length on roll
POL24	White	24mm x 50m
POL30	White	30mm x 50m
POL40	White	40mm x 50m
POL50	White	50mm x 50m
POL65	White	65mm x 50m
POL100	White	100mm x 50m

Gutter solvent cleaner

[\(VIEW WEBPAGE\)](#)

Cleaner dissolves grease and dirt, fast evaporation



Code	Colour	Bottle quantity
SILICONESOLVENT	Clear	1 Litre

Gutter silicone sealant

[\(VIEW WEBPAGE\)](#)

Used for the overlapping Redpath gutter design



Code	Colour	Tube quantity
SILICONEGREY	Grey	300ml

Polybelt strap

[\(VIEW WEBPAGE\)](#)

Tension webbing strap



Code	Colour	Width x Length roll
POLB25	White	25mm x 50m
POLB38	White	38mm x 50m

Roof retaining rope

[\(VIEW WEBPAGE\)](#)

8mm x 16 strand
 White round
 Polyester Rope



Code	Colour	Length on spool
ROP8100	White	100m

Aluminium Foil tape

[\(VIEW WEBPAGE\)](#)

To seal top edges of Polycarbonate



Code	Colour	Width x Length roll
TAPEAL25	Silver	25mm x 50m

Gutter Liner

Gutter liner

[\(VIEW WEBPAGE\)](#)

Rejuvenate deteriorating gutters and extend their useful service life



Code	Colour	Width x Length roll
GUTL	White	600mm x 100m

Fasteners, Brackets, Doors

Screws (various)

[\(VIEW WEBPAGE\)](#)



Code	Size
Steel Tek screws	
SCRS22	14# x22 Hex No Seal HWF
SCRS16HK	10gx16 Hex, 1000Hr Galvanised Neo M4.8 P1.5mm dk 12.5
SCRS22HK	10gx22 Hex, 1000Hr Galvanised Neo M4.8 P1.5 dk 12.5
SCRS35	12g-14x35 Hex Galvanised with Neo
SCRS45	12g-14x45 Hex Galvanised with Neo
SCRS65	12g-14x65 Hex Galvanised with Neo
Timber Tek screws	
SCRT25	12g-11x25 Hex Galvanised with Neo
SCRT35	12g-11x35 Hex Galvanised with Neo
SCRT45	12g-11x45 Hex Galvanised with Neo
SCRT65	12g-11x65 Hex Galvanised with Neo
Driver Bits	
SCRBS2	Screw No 2 Square 25mm
SCRBH	Tek 8mm (5/16") Hex Head 65mm shank
WaferHead Tek screws	
SCRW16S	10x16mm Square Dive Heavy Galvanised

Bolts, Nuts & Washers

[\(VIEW WEBPAGE\)](#)




Code	Size & Length
BOL1025FBN	M10x25 Flanged bolt & flanged Nylock nut (15mm AF)
BOL1075FBN	M10x75 Flanged bolt & Flanged Nylock nut (15mm AF hex)
BOL1277FBN	M12x78 Flanged bolt (16 AF) & flanged nylock nut (18 AF hex)
WAS10EP	M10 Bonded EPDM washer Galvanised Round sealing
WAS10253RD	M10x24x3 Washer Heavy Galvanised Round
WAS12283RD	M12x28x3 Washer Heavy Galvanised Round

Omega Clips

[\(VIEW WEBPAGE\)](#)

Utilised for the semi-permanent retaining of films and fabrics onto wires or cables



Code	Colour	Size & Length
OMEGA3ASA	white	For 3.15mm wire x 1.5m
OMEGA6ASA	white	For 6mm wire x 1.5m
OMEGA7	white	For 7.5mm wire x 0.5m

Brackets (various)

[\(VIEW WEBPAGE\)](#)



Code	Size & Length
LBRACKET	L Bracket Large Galvanised Plate 60x40x2.5mm 5 Hole

Saddles (various)

[\(VIEW WEBPAGE\)](#)



Code	Size & Length
SAD33R	to fit 25nb pipe (33.6od) 2.5mm Galvanised
SAD60R	to fit 50nb pipe (60od) Hot dip Galvanised
SAD60R100	to fit 50nb pipe (60od) extended to 160mm deep
SAD257	25.5 x 25.5mm 45mm Long 7 holes
SAD32.5X59	32.5mm x 32.5 x 59mm

Ground screw anchors

[\(VIEW WEBPAGE\)](#)



Code	Size & Length
SCRA1M	1m x 16 x 130 Helix Galvanised
SCRA1.4M	1.4m x 20 x 175 Helix Galvanised

Doors, Tracks & Rollers

[\(VIEW WEBPAGE\)](#)



Code	Size & Length
DOOT5.8W	Commercial door track length 5.8m length
DOOT2.9W	Commercial door track 2.9m length
DOOWUA	Door 4 Wheel Complete Assembly Trolley & 28mm"U" Bracket
DOOR1.2S	Acrylic door 1.2 width x 2.110 height Complete Frame, panels, track & hardware
DOOR2.4M	Acrylic door 2.4 width x 2.110 height Complete Frame, panels, track & hardware
PROGDDRC	Polyweave door 1.250 width x 2.1 height Complete Frame, panels, track & hardware
DOORDR2.1X2.4	Polyweave Door 2.46 width x 2.114 height Complete Frame, panels, track & hardware

Bulkbags

[\(VIEW WEBPAGE\)](#)



Code	Colour	Width x Depth x Length
BULKBAG	White	1mWx 1mD x 1.5mH

Fabric & Textiles

Insulnet™ frost fabric

[\(VIEW WEBPAGE\)](#)

38 GSM Frost or thermal fabric



Code	Colour	Width x Length
INSUL2-50	Natural	2m x 50m

Weedshield™ Weedmat

[\(VIEW WEBPAGE\)](#)

Weedmat 105gsm woven groundcover



Code	Width x Length
Black Colour - with green lines	
WEE1.2	1.2m x 50m roll
WEE2	2m x 50m roll
WEE3.66	3.66m x 50m roll
WEE5.25	5.25m x 50m roll
Galvanised retaining staples	
WEES125	5" (130mm) Box 200
WEES225	9" (225mm) Box 200

Biomesh™ insect mesh

[\(VIEW WEBPAGE\)](#)

Insect mesh 32 strands per square inch





Code	Colour	Width x Length
BIO5	White	5.5m x per metre

Windbreak™ Shadecloth™

[\(VIEW webpage WINDBREAK\)](#)

[\(SEE webpage SHADECLOTH\)](#)



Code	Colour	Size
------	--------	------

Light grade 25/30%

SHWL1 SHWL1/C	Green/Black	0.97m x 50m 0.97m x per metre
------------------	-------------	----------------------------------

SHWL2 SHWL2/C	Green/Black	2m x 50m 2m x per metre
------------------	-------------	----------------------------

SHWL4 SHWL4/C	Green/Black	4m x 50m 4m x per metre
------------------	-------------	----------------------------

SHWL3W SHWL3W/C	White	3m x 50m 3m x per metre
--------------------	-------	----------------------------

SHWL6W SHWL6W/C	White	6m x 50m 6m x per metre
--------------------	-------	----------------------------

Medium grade 45/50%

SHWM1 SHWM1/C	Green/Black	0.97m x 50m 0.97m x per metre
------------------	-------------	----------------------------------

SHWM2 SHWM2/C	Green/Black	2m x 50m 2m x per metre
------------------	-------------	----------------------------

SHWM4 SHWM4/C	Green/Black	4m x 50m 4m x per metre
------------------	-------------	----------------------------

SHWM6 SHWM6/C	Green/Black	6m x 50m 6m x per metre
------------------	-------------	----------------------------

Retaining Clips

SHACR50	Black	Round (Bag of 50)
---------	-------	-------------------

SHACR100	Black	Round (Bag of 100)
----------	-------	--------------------

SHACR200	Black	Round (Bag of 200)
----------	-------	--------------------

SHACR500	Black	Round (Bag of 500)
----------	-------	--------------------

SHACR1000	Black	Round (Bag of 1000)
-----------	-------	---------------------

SHACR2000	Black	Round (Bag of 2000)
-----------	-------	---------------------



Clipping fastening systems

Duralock2® Alloy & UPVC

[\(VIEW WEBPAGE\)](#)

Film/Fabric holding system include alloy base, channel insert & lock bead. Easy on the cladding & simple to use. complete 3 Piece includes Base, channel insert, bead

Unirail used for base rails, top rails, mid rails




Code	Length	Description
DUR2SCL	4.5m	Single groove 3 Piece Longleg complete
DUR2SCS	4.5m	Single groove 3 Piece Shortleg complete
DUR2TCL	4.5m	Twin groove 3 Piece Longleg complete
DUR2TCS	4.5m	Twin groove 3 Piece Shortleg complete
DUR2ICL1.5	1.5m	Channel insert & lock bead Longleg UPVC
DUR2ICLS1.5	1.5m	Channel insert&lock bead Shortleg UPVC
DUR2SB4.5	4.5m	Single groove base only Alloy
DUR2TB4.5	4.5m	Twin groove base only Alloy
DUR2IC1.5	1.5m	Channel insert only UPVC
DUR2LBL1.5	1.5m	Lock bead only Longleg UPVC
DUR2LBS2.25	2.25m	Lock bead only Shortleg UPVC
DUR2R5.7U	5699mm	Uni Upstand Rail Twin Groove Alloy
SLED2300U	300mm	Duralock 2 Sleeve

Lockstrip Alloy & UPVC

[\(VIEW WEBPAGE\)](#)

Film/Fabric holding system parts use an alloy base, UPVC insert & clips. Easy on the cladding



Code	Length	Description
LOCSC	4.5m	Single groove 3 Piece Longleg complete
LOCSCS	4.5m	Single groove 3 Piece Shortleg complete
LOCTC	4.5m	Twin groove 3 Piece Longleg complete
LOCTCS	4.5m	Twin groove 3 Piece Shortleg complete
LOCILC	1.5m	Insert Including clips Longleg UPVC
LOCISC	1.5m	Insert Including clips Shortleg UPVC
LOCSB4.5	4.5m	Single groove base only Alloy
LOCTB4.5	4.5m	Twin groove base only Alloy
LOCIL1.5	1.5m	Insert only Longleg UPVC
LOCIS1.5	1.5m	Insert only Shortleg UPVC
LOCCLPEA		Clips each
LOCCLP		Clips bag of 100
LOCCLP1000		Clips bag of 1000

Lok-Clip - Alloy & UPVC

[\(VIEW WEBPAGE\)](#)

TaylorBuilt / Harford two piece film/fabric holding system. Parts use Alloy base and a top cap made from either Alloy or UPVC



Code	Length	Description
LOKCLIPBT	4.5m	Twin groove base only Alloy
LOKCLIPBS	4.5m	Single groove base only Alloy
LOKCLIPL	3m	Insert Singleskin Longleg UPVC
LOKCLIPS	3m	Insert Twinskin Shortleg UPVC
LOKCLIPA	3m	Insert Twinskin Shortleg Alloy
LOKCLIPAF	Roll	Film filler 145/150mm x 50m

One piece "A leg"

[\(VIEW WEBPAGE\)](#)

UPVC used for in specialist locations only and fits into Lockstrip alloy base or the old Floralink greenhouse system clip design



Code	Length	Description
LOCIA3.4	3.4m	Insert clip UPVC

F-Link alloy insert

[\(VIEW WEBPAGE\)](#)

Used for in specialist locations only and fits into Lockstrip alloy base or the old Floralink greenhouse system clip design



Code	Length	Description
LOCIA3.4AL	3.4m	Insert clip Alloy

V lock

[\(VIEW WEBPAGE\)](#)

UPVC fits Redpath domestic tunnelhouses from November 2023 singleskin only Fits into the lockstrip aluminium base




Code	Length	Description
LOCID60POM	60mm	Lockstrip POM White

Wire omega cable clip

[\(VIEW WEBPAGE\)](#)

UPVC utilised for the semi-permanent retaining of films and fabrics onto wires or cables



Code	Length	Description
OMEGA3ASA	1.5m	Fits to 3.15mm wire
OMEGA6ASA	1.5m	Fits to 6mm wire
OMEGA7	0.5m	Fits to 7.5mm wire

Roof battens

[\(VIEW WEBPAGE\)](#)

Used to secure the roof cladding onto the ridges & rafters greenhouses



Code	Length	Description
BAT4	4m	Aluminium base only
BAT4T	4m	Aluminium base with tape

Ventilation

Roof Ventilation

[\(VIEW WEBPAGE\)](#)



Code	Description
RAC1.65	Rack & Pinion Straight Steel 1.646m
VENTT	Swaged torque tube 25nb x 2.6mm x 5.85m
VENTTBW	Torque Tube 1"Nylon&steel ball Bearing
VENTTBWL	Torque Tube "L" 1" Nylon & steel ball Bearing
VENMANC	Gearbox 32:1 Manual Complete
GRE450F	Grease Food grade Super Red 450gm

Auto sidewall ventilation

[\(VIEW WEBPAGE\)](#)



Code	Description
AUTWMC	24volt Motor & Coupling includes limit switch
AUTWMG	Motor WSM6035 Adapter & Round Roller Guide Assembled
AUTWMC2	Controller for up to 2 Roll Up Wall motors
AUTPB	Power Supply Box 5 amp 24V AC/DC Input 24VDC Output

Manual sidewall ventilation

[\(VIEW WEBPAGE\)](#)



Code	Description
EZIW4:1	Eziwinder Roll Up hand Winch 4:1 with grey adapter
EZIW4:1HD	Eziwinder Roll Up hand Winch 4:1HD with adapter for 25m+ length buildings
EZIGT25.4	Eziwinder RollUp GuideTube3.8m plug1 end
EZIGTS	Eziwinder Guide Tube Bracket HDG
ROLUWTH	25nb x 2.6mm x 5.85m Swaged 1 end
POLCLB	Polyclamp Black 87mm for Roll up pipe

Environmental control

[\(VIEW WEBPAGE\)](#)



Code	Description
CONAB3	Contacting Reversing Starter Unit 3ph 1.0-1.6A
CONAC	Controller Aktiva R series Base Unit
CONAHS	Humidity Sensor
CONARS	Rain Sensor
CONATS	Temperature Sensor
CONAWS	Wind Speed Sensor ANEMOMETER
CONAWV	Wind Vane simple

Twinskin equipment

[\(VIEW WEBPAGE\)](#)



Code	Description
INFBC	Inflation Polyfan2 Unit IF160 with case
INF90C	Twinskin fan Single outlet 230V Blower only with 1x cone
INF160C	Inflation fan Double outlet 230V Blower only with 2x cones
INFAPF	Air Pipe Flange to fit 65mm air pipe White two piece
INFAP	Air Transfer Pipe 65mm ribbed per metre
INFAP30	Air Transfer Pipe 65mm x 30m coil
INFMAN6C	6" U Gauge Manometer Twinskin inflation gauge complete

Cool / Stirrer fans

Vortex air stirring fan

[\(VIEW WEBPAGE\)](#)



Code	Description
VORFAN4	450mm Stainless Steel 240v/50Hz 370w 910 rpm Label, 4 eyes + chain

Extraction greenhouse fans

[\(VIEW WEBPAGE\)](#)



Code	Description
FANDJF750	DJF 750mm 1 phase complete
FAN50SOR3	50 inch 3-Phase complete with mesh + louvres
TSTAT-T15	Thermostat -5 to 35C Multifan T-15

Factory & Office address
 16 Bounty Place
 Kelvin Grove
 Palmerston North 4414
 New Zealand



Postal address
 PO Box 9058
 Terrace End
 Palmerston North 4441
 New Zealand

Kerilea cloche system

Home Cloche & Commercial Cloche Systems

[\(VIEW WEBPAGE\)](#)



Code	Pack Size	Frame Size Above Ground
CLOC6G4	4m length	600mm x 650mm
CLOC6G10	10m length	frames,bungee, film
CLOC6/10	10 pack	600mm x 650mm
CLOC6/25	25 pack	Frames & Bungee
CLOC8/10	10 pack	800mm x 600mm
CLOC8/25	25 pack	Frames & Clips
CLOC1/10	10 pack	1m x 550mm
CLOC1/25	25 pack	Frames & Clips
CLOC1H/10	10 pack	1m x 1m
CLOC1H/25	25 pack	Frames & Clips
CLOC1.25/10	10 pack	1.25m x 900mm
CLOC1.25/25	25 pack	Frames & Clips
CLOC1.5/10	10 pack	1.5m x 800mm
CLOC1.5/25	25 pack	Frames & Clips
CLOCF1.9	100m roll	Duracloche clear film, 110mu
CLOCF1.9/C	Per metre	2% UVI
CLOCF2.7	100m roll	Duracloche clear film, 110mu
CLOCF2.7/C	Per metre	2% UVI
CLOCBS	Each	7.5mm bungee Cord 1050mm

Steel & Aluminium profiles

Steel


[\(VIEW WEBPAGE\)](#)



Code	Size
25NB2.65.75S	25nbx2.6 Swaged 1 end 33.5 +/-0.5 OD HD Galvanised Pipe Length 5.85m
50NBSGP	50nbx2.3 Swaged 1 End 60.3od HD Galvanised Pipe Length 5.86m
65651.65.85S	65x65x1.6 swaged Length 5.850m
75502.56.625HK	75x50x2.5 Length 6.625m

Chain & Heat shrink

[\(VIEW WEBPAGE\)](#)



Code	Description
CROC4M	Chain 26mm x 16mm x 4mm per metre
HEA115/35-1.5	Heat Shrink 115/35 1.5m Length
HEA160/50-1.5	Heat Shrink 160/50 1.5m Length

Aluminium Extrusions (various)

[\(VIEW WEBPAGE\)](#)

Angle profile




Code	Length	Size xx Thickness
ALUA2520	2.5m/5m	25mm x 20mm x 1.6mm
ALUA3030	2.5m/5m	30mm x 30mm x 3mm
ALUA5050	2.5m/5m	50.1mm x 50.1mm x 3mm
ALUA5075	2.5m/5m	50mm x 75mm x 3mm
ALUA12040	2.5m/5m	120mm x 40mm x 3mm

Round profile




Code	Length	Size xx Thickness
ALUR12.7	2.5m or 5m	12.7mm x 1mm
ALUR20	2.5m or 5m	20mm x 2mm
ALUR32	2.5m or 5m	32mm x 1.6mm
ALUR50	2.5m or 5m	50mm x 5mm

Square profile



Code	Length	Size xx Thickness
ALUS21.8X21.8	2.93/5.86m	21.8mm x 21.8mm x 1.2mm
ALUS25255.86	2.93/5.85m	25mm x 25mm x 1.4mm
ALUS4040	2.5m or 5m	40mm x 40mm x 2mm
ALUS5050	2.5m or 5m	50mm x 50mm x 3mm

Flat profile



Code	Length	Width x Thickness
ALUF30	2.5m or 5m	30mm x 2mm
ALUF50	2.5m or 5m	50mm x 5mm
ALUF75	2.5m or 5m	75mm x 3mm
ALUF100	2.5m or 5m	100mm x 2mm

Pine raised gardens

Box only gardens

[\(VIEW WEBPAGE\)](#)

Includes Timber, brackets & screws



Code	Height	Liner Code x Qty	Liner Nails NAILS25X2.5
------	--------	------------------	-------------------------

Size 0.75m wide x 1.4m long box only

RAIGP.75X1.4X.15	0.15m	RAIGL150 x 5m	x20
RAIGP.75X1.4X.30	0.30m	RAIGL300 x 5m	x20
RAIGP.75X1.4X.45	0.45m	RAIGL450 x 5m	x20
RAIGP.75X1.4X.60	0.60m	RAIGL600 x 5m	x20
RAIGP.75X1.4X.75	0.75m	RAIGL750 x 5m	x20
RAIGP.75X1.4X.90	0.90m	RAIGL900 x 5m	x20

Size 0.75m wide x 2.8m long box only

RAIGP.75X2.8X.15	0.15m	RAIGL150 x 8m	x30
RAIGP.75X2.8X.30	0.30m	RAIGL300 x 8m	x30
RAIGP.75X2.8X.45	0.45m	RAIGL450 x 8m	x30
RAIGP.75X2.8X.60	0.60m	RAIGL600 x 8m	x30
RAIGP.75X2.8X.75	0.75m	RAIGL750 x 8m	x30
RAIGP.75X2.8X.90	0.90m	RAIGL900 x 8m	x30

Size 0.75m wide x 4.4m long box only

RAIGP.75X4.4X.15	0.15m	RAIGL150 x 11m	x33
RAIGP.75X4.4X.30	0.30m	RAIGL300 x 11m	x33
RAIGP.75X4.4X.45	0.45m	RAIGL450 x 11m	x33
RAIGP.75X4.4X.60	0.60m	RAIGL600 x 11m	x33
RAIGP.75X4.4X.75	0.75m	RAIGL750 x 11m	x33
RAIGP.75X4.4X.90	0.90m	RAIGL900 x 11m	x33

Size 0.98m wide x 0.9m long box only

RAIGP.98X.90X.15	0.15m	RAIGL150 x 4m	x16
RAIGP.98X.90X.30	0.30m	RAIGL300 x 4m	x16
RAIGP.98X.90X.45	0.45m	RAIGL450 x 4m	x16
RAIGP.98X.90X.60	0.60m	RAIGL600 x 4m	x16
RAIGP.98X.90X.75	0.75m	RAIGL750 x 4m	x16
RAIGP.98X.90X.90	0.90m	RAIGL900 x 4m	x16

Size 0.98m wide x 1.8m long box only

RAIGP.98X1.8X.15	0.15m	RAIGL150 x 6m	x22
RAIGP.98X1.8X.30	0.30m	RAIGL300 x 6m	x22
RAIGP.98X1.8X.45	0.45m	RAIGL450 x 6m	x22
RAIGP.98X1.8X.60	0.60m	RAIGL600 x 6m	x22
RAIGP.98X1.8X.75	0.75m	RAIGL750 x 6m	x22
RAIGP.98X1.8X.90	0.90m	RAIGL900 x 6m	x22

Box only gardens

[\(VIEW WEBPAGE\)](#)

Includes Timber, brackets & screws



Code	Height	Liner Code x Qty	Liner Nails NAILS25X2.5
Size 0.98m wide x 3m long box only			
RAIGP.98X3X.15	0.15m	RAIGL150 x 8m	x30
RAIGP.98X3X.30	0.30m	RAIGL300 x 8m	x30
RAIGP.98X3X.45	0.45m	RAIGL450 x 8m	x30
RAIGP.98X3X.60	0.60m	RAIGL600 x 8m	x30
RAIGP.98X3X.75	0.75m	RAIGL750 x 8m	x30
RAIGP.98X3X.90	0.90m	RAIGL900 x 8m	x30

Complete with cloche

[\(SEE WEBPAGE\)](#)

Includes Timber, Cloche frames, bungee cord, brackets & screws



Code	Height	Liner Code x Qty	Liner Nails NAILS25X2.5
Size 0.98m wide x 0.9m long complete with cloche			
RAIGCP.98X.90X.15	0.15m	RAIGL150 x 4m	x16
RAIGPC.98X.90X.30	0.30m	RAIGL300x 4m	x16
RAIGPC.98X.90X.45	0.45m	RAIGL450x 4m	x16
RAIGPC.98X.90X.60	0.60m	RAIGL600x 4m	x16
RAIGPC.98X.90X.75	0.75m	RAIGL750 x 4m	x16
RAIGPC.98X.90X.90	0.90m	RAIGL900x 4m	x16
Size 0.98m wide x 1.8m long complete with cloche			
RAIGPC.98X1.8X.15	0.15m	RAIGL150 x 6m	x22
RAIGPC.98X1.8X.30	0.30m	RAIGL300 x 6m	x22
RAIGPC.98X1.8X.45	0.45m	RAIGL450x 6m	x22
RAIGPC.98X1.8X.60	0.60m	RAIGL600 x 6m	x22
RAIGPC.98X1.8X.75	0.75m	RAIGL750 x 6m	x22
RAIGPC.98X1.8X.90	0.90m	RAIGL900 x 6m	x22
Size 0.98m wide x 3m long complete with cloche			
RAIGPC.98X3X.15	0.15m	RAIGL150 x 8m	x30
RAIGPC.98X3X.30	0.30m	RAIGL300 x 8m	x30
RAIGPC.98X3X.45	0.45m	RAIGL450 x 8m	x30
RAIGPC.98X3X.60	0.60m	RAIGL600 x 8m	x30
RAIGPC.98X3X.75	0.75m	RAIGL750 x 8m	x30
RAIGPC.98X3X.90	0.90m	RAIGL900 x 8m	x30

Staging shelves

Staging shelves

[\(VIEW WEBPAGE\)](#)



Code	Description
DOMSHEL1.0	2 tiered shelf 1m width 400mm deep
DOMSHEL1.5	2 tiered shelf 1.5m width 400mm deep
DOMSHEL1.0H	3 tiered shelf 1m width 400mm deep
DOMSHEL1.5H	3 tiered shelf 1.5m width 400mm deep

Home domestic house range

Home Glasshouses

[\(VIEW WEBPAGE\)](#)




Code	Glass type	Size
GLAS2.56C	Clear 3mm	Urban Single Door
GLAS2.56C4M	Clear 4mm	1.92m x 2.56m
GLAS3.2C	Clear 3mm	Urban Single Door
GLAS3.2C4M	Clear 4mm	1.92m x 3.2m
GLAS3.8SDC	Clear 3mm	Statesman Single Door
GLAS3.8SDC4M	Clear 4mm	2.57m x 3.804m
GLAS3.8DDC	Clear 3mm	Statesman Double Door
GLAS3.8DDC4M	Clear 4mm	2.57m x 3.804m
GLAS5.04SDC	Clear 3mm	Statesman Single Door
GLAS5.04SDC4M	Clear 4mm	2.57m x 5.04m
GLAS5.04DDC	Clear 3mm	Statesman Double Door
GLAS5.04DDC4M	Clear 4mm	2.57m x 5.04m
GLAS5.66DDC4M	Clear 4mm	BEAST Double Door 3.2m x 5.66m

Home Polycarbonate houses

[\(VIEW WEBPAGE\)](#)

6mm Polycarbonate sheets in Sides, Ends, roof



Code	Size
POLC2.56C	Urban Single Door 1.92m x 2.56m
POLC3.2C	Urban Single Door 1.92m x 3.2m
POLC3.8SDC	Statesman Single Door 2.57m x 3.804m
POLC3.8DDC	Statesman Double Door 2.57m x 3.804m
POLC5.04SDC	Statesman Single Door 2.57m x 5.04m
POLC5.04DDC	Statesman Double Door 2.57m x 5.04m
POLC5.66DDC	BEAST Double Door 3.2m x 5.66m

Home Polycarbonate-Glass houses

[\(VIEW WEBPAGE\)](#)

All Polycarbonate-Glass buildings have 6mm Polycarbonate sheets in Sides and Ends with 4mm Glass in the roof



Code	Size
POLCG2.56C	Urban Single Door 1.92m x 2.56m
POLCG3.2C	Urban Single Door 1.92m x 3.2m
POLCG3.8SDC	Statesman Single Door 2.57m x 3.804m
POLCG3.8DDC	Statesman Double Door 2.57m x 3.804m
POLCG5.04SDC	Statesman Single Door 2.57m x 5.04m
POLCG5.04DDC	Statesman Double Door 2.57m x 5.04m
POLCG5.66DDC	BEAST Double Door 3.2m x 5.66m

Home Glass/-Polycarbonate Accessories

[\(VIEW WEBPAGE\)](#)

Summertime Shade Throw-over
 Includes Shadecloth, Rope, Saddles, Screws



Code	Shadecloth size
GLASCT50SHW2.56	6m width x 2.6m length
GLASCT50SHW3.2	6m width x 3.2m length
GLASCT50SHW3.8	6m width x 3.8m length
GLASCT50SHW5.04	6m width x 5m length
GLASCT50SHW6.3	6m width x 7m length



Code	Description
GLASAV	Bayliss Autovent Opener unit
GLALC	Louvre 5 Blade Vent with 4mm glass
POLLC	Louvre 5 Blade Vent with Polycarbonate
GLASHELF1.8	Diamond Shelving 3 slat, 1.8m long
GLASHELF2.5	Diamond Shelving 3 slat, 2.5m long
GLARV	Roof Vent (no glass required)







TAPEAL25	Aluminium Foil Tape 40mu - 25mm x 50m
GLAWIRE50	Wire clips, stainless steel butterfly Pack of 50



Home Glass/-Polycarbonate Accessories

[\(VIEW WEBPAGE\)](#)

		Code	Description
		GLAOLA50	Overlap Clips Aluminium pack of 50
		GLASSC50	Spring clips C stainless steel pack of 50
		GLACHB11.50	Cropped Head 6dia x 11mm Bolt & Nut Pkt 50
		GLACHB22.50	Cropped Head 6dia x 22mm Bolt & Nut Pkt 50
		GLADLS	Lock Bracket only for Single Door
		GLADLD	Lock Brackets only for Double Door
		GLADR	Door Rollers Kit
		GLACRO6	Crop support
		GLANEO15.2	Neoprene glazing gasket 15.2m coil

Home Tunnelhouses

[\(VIEW WEBPAGE\)](#)

2.36m wide includes
 base rails
 Single front door



Length	Features also include
3m	1x door, 1x louvre
4.5m	1x door, 1x louvre
6m	1x door, 1x louvre, 1 roof vent
7.5m	1x door, 1x louvre, 1 roof vent
9m	1x door, 1x louvre, 1 roof vent
10.5m	1x door, 1x louvre, 1 roof vent
12m	1x door, 1x louvre, 1 roof vent
15m	Door each end, 3 roof vents, extra wind brace kit
18m	Door each end, 3 roof vents, extra wind brace kit
21m	Door each end, 3 roof vents, extra wind brace kit
24m	Door each end, 3 roof vents, extra wind brace kit

Home Shadehouses

[\(VIEW WEBPAGE\)](#)

2.36m wide includes
 base rails,
 Single front door,
 Closed rear end



Length	Features also include
3m	1x door
4.5m	1x door
6m	1x door
7.5m	1x door
9m	1x door
10.5m	1x door
12m	1x door
15m	1x door, extra wind brace kit
18m	1x door, extra wind brace kit
21m	1x door, extra wind brace kit
24m	1x door, extra wind brace kit

Home Polyshadehouse

[\(VIEW WEBPAGE\)](#)

2.36m wide includes
 base rails,
 Single front door,
 Closed rear end



Length	Features also include
3m	1x door
4.5m	1x door
6m	1x door, 1 roof vent
7.5m	1x door, 1 roof vent
9m	1x door, 1 roof vent
10.5m	1x door, 1 roof vent
12m	1x door, 1 roof vent
15m	Door both ends, 3 roof vents, extra wind brace kit
18m	Door both ends, 3 roof vents, extra wind brace kit
21m	Door both ends, 3 roof vents, extra wind brace kit
24m	Door both ends, 3 roof vents, extra wind brace kit

Domestic accessories

[\(VIEW WEBPAGE\)](#)



Code	Description
DOMVENTC	Manual Roof Vent Complete
DOMAVC	Bayliss Autovent Opener with Bracket
DOMLB-PCC	Polycarbonate 3 Blade louvre for End wall
DOMLBCS	Polycarbonate 3 Blade louvre for Side wall

Domestic accessories

[\(VIEW WEBPAGE\)](#)



Throwover includes: Shadecloth cover, Rope, Saddles, Screws



"X" wind - Extreme Wind kit



Crop support rail addition



Code	Description
DOMSHRWE	Rear wall shelf 2235mm
DOMSH3	Shelf 2970mm
DOMSH4.5	Shelf 4470mm
DOMSH6	Shelf 5970mm
DOMCT50SHW1.5	Cover size 6m width x 1.5m Length
DOMCT50SHW3	Cover size 6m width x 3m Length
DOMCT50SHW4.5	Cover size 6m width x 4.5m Length
DOMCT50SHW6	Cover size 6m width x 6m Length
DOMCT50SHW7.5	Cover size 6m width x 7.5m Length
DOMCT50SHW9	Cover size 6m width x 9m Length
DOMCT50SHW10.5	Cover size 6m width x 10.5m Length
DOMCT50SHW12	Cover size 6m width x 12m Length
DOMCT50SHW15	Cover size 6m width x 15m Length
DOMCT50SHW18	Cover size 6m width x 18m Length
DOMCT50SHW21	Cover size 6m width x 21m Length
DOMCT50SHW24	Cover size 6m width x 24m Length
DOMHWKX3	3m Length
DOMHWKX4.5	4.5m Length
DOMHWKX6	6m Length
DOMHWKX7.5	7.5m Length
DOMHWKX9	9m Length
DOMHWKX10.5	10.5m Length
DOMHWKX12	12m Length
DOMCSR3	3m Length
DOMCSR4.5	4.5m Length
DOMCSR6	6m Length
DOMCSR7.5	7.5m Length
DOMCSR9	9m Length
DOMCSR10.5	10.5m Length
DOMCSR12	12m Length
DOMCSR15	15m Length
DOMCSR18	18m Length
DOMCSR21	21m Length
DOMCSR24	24m Length

Semi Commercial buildings

Lifestylers greenhouses

[\(VIEW WEBPAGE\)](#)

6m wide Includes 1x front Polyweave 1.2m wide door , 1x Closed rear end



Optional extras

Long life singleskin or twinskin (1ph power required) Duratough 215 micron

Ridge vent optional - Single / Double, Manual / Auto

roll-up side(s) optional

Front door optional Upgrade to either

- Polyweave 1.5m width
- Clear acrylic either 1.2m or 1.5m width
- Dual (Polyweave/White shade) (each 1.2m opening)

Rear door optional

- Polyweave 1.2m or 1.5m width
- Clear acrylic either 1.2m or 1.5m width
- Dual (Polyweave/White shade) (each 1.2m opening)

Crop support rail optional

Sidewall(s) shelf optional

Quick build Tunnelhouses

[\(VIEW WEBPAGE\)](#)

6m wide Long life singleskin Duratough 215 micron cladding, 2x open ends



Optional extras

Hi-wind kit

Closed or door end wall

Manual roll up wall

Automatic roll up wall

Spare ground screw anchors

Extra roof retaining rope

Quick build Calf shelters

[\(VIEW WEBPAGE\)](#)

6m wide Long life singleskin Duratough 215 micron cladding, 2x open ends



Optional extras

Hi-wind kit

Closed or door end wall

Manual roll up wall

Header rail

Spare ground screw anchors

Extra roof retaining rope

Commercial buildings

Vented roof designs

[\(VIEW WEBPAGE\)](#)



Top of the line greenhouse models from Redpath. They are fully NZ building code compliant design engineered structures, utilising strong RHS steel, HDG poles, 12mm fully bolted 4mm plate connections, and cold rolled 'walk-through' wide steel gutters as standard.

These greenhouses are used for year-round production of vegetables, flowers and nursery crops that require accurate environmental control. These designs may be twinskin or singleskin clad with Duratough 215 micron film. The cosecant rafter "A" frame truss design is a unique Redpath feature and it allows superior light transmission through to the crop via reduced overhead structural shading.

Arch roof designs

[\(VIEW WEBPAGE\)](#)



Redpath arch tunnel greenhouse spans are supplied in 6m, 8m or 9.6m widths. Used for seasonal vegetables, flowers & crop etc. Lengths can be anything from 12m through to 150m or more. These designs are popular for shoulder-season crops, nursery crops, berries, fruits, vegetables and flower crops that require protection from the outside environment.

Quick build shadehouse

[\(VIEW WEBPAGE\)](#)



Our popular Quickbuild Shadehouse are a cost-effective and a simple to build "sleeve-connected" all steel frame design.

The kit include all overhead steel framework, steel poles, exterior bracing poles, shade cloth, cloth clamping systems, brackets, cables, bolts, fasteners & tensioners to complete the building. We supply nationwide and export throughout the Pacific. Popular with Nurseries, Councils, Lifestylers, Landscapers, Garden Centres, Native tree propagators, Berry Producers, Commercial croppers etc,

Arch or Truss Shadehouse

[\(VIEW WEBPAGE\)](#)



The Redpath arch or truss shadehouse designs are another option to the more cost-effective flat roof shadehouse designs.

The arch or truss roofed shadehouses therefore offer a more permanent design option, improved overhead clearance and a fully design engineered solution that may also be converted to a poly clad greenhouse at some later date. Multiple spans available and may be inter-connected side by side for a multi span layout. Lengths can be anything from 12m through to 150m or more. Supplied with 50% knitted shade cloth cladding or other grades of shade cloth or Insect screening to suit your needs

Quarantine Structures

[\(VIEW WEBPAGE\)](#)



The level of quarantine required differs from facility to facility and therefore Redpath use the flexibility of our full buildings range to come up with a solution. Both natural and forced air fan ventilation systems are an option, as are internal partition walls, internal doors, double annex door entrances, specialty sealing of the frame and cladding from the outside environment. Singleskin or Twinskin Duratough 215 micron Greenhouse film is used, or alternatively there is a white shaded roofing option using Durashade, Duraflex or White canvas Biomesh level 2 quarantine mesh is often used within our designs for any openings, exhausts, annex, anti-rooms etc

Medicinal Marijuana Hemp

[\(VIEW WEBPAGE\)](#)



Redpath manufacture, distribute and install our range of commercial crop greenhouses from its factories based in New Zealand and Australia.

Medicinal cannabis or marijuana where legal and authorized to grow can achieve substantially improved production levels when grown under controlled environmental conditions.

Redpath use and recommend Duratough greenhouse film for this growing of medicinal marijuana as it has a high P.A.R (Photosynthetic Active radiation) transmittance level.

Factory & Office address
16 Bounty Place
Kelvin Grove
Palmerston North 4414
New Zealand



Postal address
PO Box 9058
Terrace End
Palmerston North 4441
New Zealand

Sports shelter

Golf Driving Range Shelter

[\(VIEW WEBPAGE\)](#)



Redpath Golf Shelters provide a natural light rain-proof practice area and they use Redpaths specialist clear long life roof claddings of clear coloured Duratough or white coloured Duraflex or Canvas options. Redpath Golf shelters are fully engineered for long life and reliable performance. Redpath can quote a constructed price nationwide or the Golf Shelters or they may be purchased in kitset form only.

Cricket Training Facilities

[\(VIEW WEBPAGE\)](#)



Redpaths specialist Duratough heavy duty long life clear roof cladding allows PAR (photosynthetic active radiation) light to travel through the cladding which in-turn allows natural grass pitches to be grown within the shelter if required. Artificial turf is also a common use within the Redpath cricket shelters. Natural light provides life-like conditions for bowlers and batsmen to practice.

Industrial

Garden centre

[\(VIEW WEBPAGE\)](#)



These buildings provide a warm, dry and well-lit browsing experience for customers. Aesthetics are just as important to the shoppers experience' and the Redpath designs offer a clean uncluttered overhead appearance with reduced bird perching points. Many different choices of roof cladding are available

Industrial

[\(VIEW WEBPAGE\)](#)



Redpath industrial shelters are used as a permanent type shelter for general storage or to protect / operate workplace equipment. Redpath have supplied these shelters for housing steel storage, timber drying, firewood protection, car-yards, garden centres, pools, playgrounds, entertainment areas, boat or caravan shedding and drying facilities etc.

Retail

[\(VIEW WEBPAGE\)](#)



Redpath industrial shelters are used as a permanent type shelter for general storage or to protect / operate workplace equipment. Redpath have supplied these shelters for housing steel storage, timber drying, firewood protection, car-yards, garden centres, pools, playgrounds, entertainment areas, boat or caravan shedding and drying facilities etc.

Dairy & Animal housing

Dairyshelters™

[\(VIEW WEBPAGE\)](#)



Built nationwide Redpath designs of clear or white shaded roofed dairy housing shelters offer an efficient shelter system for NZ farmers. From Clear, White, Canvas, Tin or clear panel roof options. Built nationwide Redpath designs of clear or white shaded roofed dairy housing shelters offer an efficient shelter system for NZ farmers. They are fully NZ building code compliant design engineered structures that utilise strong RHS steel with long-life coatings, 12mm fully bolted 4mm plate connections, and cold rolled 'walk-through' wide steel gutters.

Animal housing

[\(VIEW WEBPAGE\)](#)



Redpath shelters offer protection for a variety of animals and Organisms. Used for Aquaculture, Goats, Pigs, Poultry, Seafood and many other applications. The warm dry environment produced by the clear or white shading roofing provides a natural and sheltered environment. Redpath pay special attention to the corrosion resistance of the poles and framing for their animal sheds. A range of spans is available for this application, from 6m wide right through to 15m clear spans. Roll up wall blinds and roof ventilation systems with fully automated or manual control are optional for ventilation throughout the season, Or alternatively an extraction fan system may be easily fitted. Overhead shade screen systems are another popular choice for protection of the animals or organisms.

Redpath operates 16 construction teams, we manage the building permit application and can help with resource consents if they arise. We then build on your site using local builders that then continue to offer local after sales service. Redpath have supplied and erected 1000s of these designs throughout our nearly 40 year history.

Animal Shade Shelters

[\(VIEW WEBPAGE\)](#)



Used to shelter from the sun, Dairy herds, Beef, Goats etc, We supply them in a range of modular sizes to suit the individual needs. Our design includes simple slide-together connectors for quick and secure assembly of the main frame. Only basic tools and skills are needed to erect the building. The Redpath Shadehouses give owners speedier build times, improved durability and affordability over more traditional timber pole/wire & clip designs.

Aquaculture housing

[\(VIEW WEBPAGE\)](#)



Redpath Aquaculture shelters with roofing type can be clear open UV or seaweed, algae growth or white shaded to reduce UV stress for shellfish etc. Redpath Aquaculture shelters provide a natural and environment for quality and consistent fish farming production. Redpath pay special attention to the corrosion resistance of the poles and framing and can also up-spec the building for even greater resistance to saltwater environments. A range of spans is available for this application, from 6m wide right through to 15m clear spans.

Calf shelters

[\(VIEW WEBPAGE\)](#)



The Redpath permanent type calf shelters are fully engineered and designed for long service life.

Built nationwide – Redpath permanent calf shelters are fully NZ building code compliant with design engineering that utilise strong RHS steel with long-life coatings, 12mm fully bolted 4mm plate connections, and cold rolled 'walk-through' wide steel gutters. The gutters are standard on all pole lines (including the exterior walls)



Redpath Quick-build budget calf rearing shelters are a simple and durable solution to providing a warm natural light environment to raise healthy happy calves. We have supplied hundreds of these shelters nationwide to happy customers. This design is straightforward to build in 6m width. They are typically erected by local fencing contractors, handyman or owners within a few days usually by two persons (depending on the size).

Factory & Office address
16 Bounty Place
Kelvin Grove
Palmerston North 4414
New Zealand



Postal address
PO Box 9058
Terrace End
Palmerston North 4441
New Zealand

About us

Since 1984 Redpath have been designing, manufacturing and installing industry leading NZ made commercial greenhouse, Lifestyle Greenhouses and Animal shelter buildings. We have installed 1000's of fully engineered, permit approved commercial and lifestyle structures for the Horticultural and Animal Shelter industry nationwide and export them worldwide.

Our buildings size range goes from small designs up to buildings that are many hectares in size.

We have 30+ staff and 16 dedicated building crews to give our customers "peace of mind" service and one of the best after sales maintenance services available.

We manufacture an average of 10 -15 hectares of buildings each year.

We supply direct to you and offer a full range of horticultural films, fabrics, and equipment to support our buildings range and general farm needs. You can order our products using the secure on-line shopping cart on this site and you will also receive an automatic discount.

In November 2023 Redpath purchased the Stock, Plant and selected IP of Taylor Built Greenhouses a long-standing manufacturer and supplier to the Horticultural industry. Many TaylorBuilt products continue to be available from Redpath.

We try to keep this product index up to date and it represents our latest products. Any information within this product catalogue is only a brief description of our products and services range and should not be considered as complete. Please note our terms and conditions on website.

Check out our Facebook, Instagram and YouTube

Factory address: 16 Bounty Place, Kelvin Grove, Palmerston North 4414
Postal: P O Box 9058, Terrace end, Palmerston North 4441

Factory & Office address
16 Bounty Place
Kelvin Grove
Palmerston North 4414
New Zealand



Postal address
PO Box 9058
Terrace End
Palmerston North 4441
New Zealand

Contacts and Information

- ★ Please read the below Suppliers Statement before purchasing goods.
- ★ Detailed conditions of sale are as per the reverse side of the Redpath Invoice.

Head Office, Factory and Sales
Redpath Pacific Ltd

Free Phone: 0508-733-728
International Phone: (64)-6-353-5955

P.O. Box 9058, Terrace End 4441
16 Bounty Place,
Kelvin Grove, Palmerston North 4414

Email: redpath@redpath.co.nz
Web: www.redpath.co.nz

Redpath Taranaki Rep:
Dean Shephard: 022 657 2718

SUPPLIER'S STATEMENT

This Redpath® catalogue with its written and illustrated information is a brief advertisement and generalisation for products and services supplied. Its limited capacity does not allow for any detailed or technical product information needed to ascertain exact product suitability for end use. Detailed technical information and support pertaining to installation, durability, structural capacity, suitability and compatibility etc (including any performance based data relating to building codes etc) of any product or buildings listed within the catalogue are available from our technical staff.

It is recommended customers request additional information from Redpath® and/or seek advice from qualified industry consultants if they are unsure of any listed products suitability, design purpose or installation techniques.

Note: Redpath® products when used outside the Redpath© intended design purpose or installation recommendations may not meet their expected performance and any warranties may/will be voided.

Redpath® is the trading name of Redpath Pacific Ltd (New Zealand).

Registered Trademarks: New Zealand: Redpath; B238370, B238374, B238375, #714297. Dura-Tough; #253580, Ecoshelters; B273562, Kerilea #608428, Duralock #769019 Australia: Redpath #763290/1052827, Ecoshelter #673667, Eco-shelter #932309, Riococo #1053216, LMUV4 #1053216 Other Countries: U.S.A: Redpath #3,097,421. Europe: Redpath #004431136

Patents: New Zealand: Raised Ridge # 337731, Ventilation Mesh System #523395 Australia: Raised Ridge #776802. Other Countries: U.S.A: Ventilation Mesh System #7,074,124 Canada: Ventilation Mesh System #2,435,725

Other Redpath nominated trademarks/brands are:

Durashade, Durashelter, Duraflex, Polyweave, Patchbond, Polyguard, Shadeshield, Windshield, Weedshield, Vent-net, Insulnet, Biomesh, Autowinder, Eziwinder, Polyfan, Supertwin, Superlight Supersingle, Ultraspan, CropCover, Rain Cover, Colonial series, Propagation series, Omega Clip, Vortex HAF Fan©

Copyright: (2010) Reproduction in whole or part of this catalogue including images is not permitted without the written permission of Redpath Pacific Ltd

Factory & Office address
16 Bounty Place
Kelvin Grove
Palmerston North 4414
New Zealand



Postal address
PO Box 9058
Terrace End
Palmerston North 4441
New Zealand

Notes

See our website for our monthly specials

Email: redpath@redpath.co.nz ≈ Phone: 0508-733-728 ≈ Website: www.redpath.co.nz